

FP Apollo Multi Asset Balanced Fund F Acc

Performance History

28/02/2021

Growth of 1,000 (GBP)

Advanced Graph



Category: Alt - Multistrategy

Category Benchmark: -

Key Stats

NAV 22/03/2021	GBX 140.27
Day Change	0.16%
Morningstar Category™	Alt - Multistrategy
IA (formerly IMA) Sector	Unclassified Sector
ISIN	GB00B4T7ZR16
Fund Size (Mil) 26/02/2021	GBP 26.60
Share Class Size (Mil) 22/03/2021	GBP 3.84
Max Initial Charge	-
Ongoing Charge 19/02/2021	1.37%

Sustainability Rating (i)

Historical Sustainability Score Percent Rank

Number of Funds in Global Category

198

Sustainable Fund by Prospectus

No

Sustainability Score | Global Category Average (Historical)



ESG Breakdown (lower scores = lower risk)

Environmental

Social

Governance

Global Category: Multialternative | Sustainability Rating as of 31 Jan 2021. Sustainalytics provides company-level ESG Risk analysis used in the calculation of Morningstar's Sustainability Score. Sustainability Mandate information is derived from the fund prospectus.

Investment Objective: FP Apollo Multi Asset Balanced Fund F Acc

The Fund seeks to achieve a positive return over the medium to longer term, which is in excess of normal cash deposit rates. The Fund will seek to achieve its objectives by investing in a range of assets including collective investment schemes, closed-ended funds, transferable securities, money market instruments and cash/deposits.

Returns

Trailing Returns (GBP)

YTD

22/03/2021

2.72

3 Years Annualised

0.73

5 Years Annualised

4.44

10 Years Annualised

-

Management

Manager Name

Steve Brann

Craig Wetton

[Click here to see others](#)

Inception Date

Start Date

26/11/2008

26/11/2008

14/12/2012

12 Month Yield 0.35

Category Benchmark

Fund Benchmark

ARC Sterling Bal Private Client TR GBP

Morningstar Benchmark

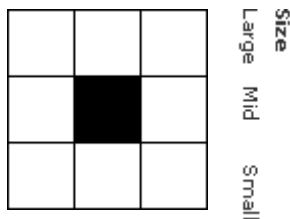
-

Portfolio Profile for FP Apollo Multi Asset Balanced Fund F Acc

28/02/2021

Morningstar Style Box®

Equity Style

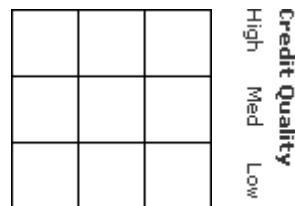


Value Blend Growth

Style

Morningstar Style Box®

Fixed Income Style



Low Med High

Interest Rate Sensitivity

Asset Allocation

	% Long	% Short	% Net Assets
Stock	52.03	6.27	45.76
Bond	8.54	0.00	8.53
Property	0.00	0.00	0.00
Cash	21.75	5.56	16.19
Other	28.09	0.98	27.11

Fixed Income

Effective Maturity	-
Effective Duration	-

Top 5 Regions

	%
United Kingdom	26.47
Asia - Emerging	21.37
United States	19.64
Eurozone	14.85
Europe - ex Euro	8.07

Top 5 Sectors

	%
Financial Services	32.43
Technology	15.16
Industrials	11.73
Consumer Cyclical	8.97
Basic Materials	7.97

Top 5 Holdings

Credit Suisse AG London Branch	
LF Lightman European I Acc	
Matthews Asia Ex Japan Div S GBP...	
Vietnam Enterprise Ord	
Virgin Money UK PLC	

Sector

	%
	8.11
	7.68
	7.37
	6.33
Financial Services	5.88

Increase Decrease New since last portfolio

FP Apollo Multi Asset Balanced Fund F Acc

Growth Of 1000 (GBP)

28/02/2021

Fund: FP Apollo Multi Asset Balanced Fund F Acc

Category: Alt - Multistrategy

Category Index:



Annual Returns (GBP)

28/02/2021

	2014	2015	2016	2017	2018	2019	2020	28/02
Price Return	2.17	4.59	5.35	13.28	-8.63	11.35	-2.90	1.59
+/- Category	-	-	-	-	-	-	-	-
+/- Category Index	-	-	-	-	-	-	-	-
% Rank in Category								-

Trailing Returns (GBP)

22/03/2021

	Total Returns	+/- Category	+/- Category Index
1 Day	0.16	-	-
1 Week	0.71	-	-
1 Month	0.03	-	-
3 Months	4.00	-	-
6 Months	12.87	-	-
YTD	2.72	-	-
1 Year	31.07	-	-
3 Years Annualised	0.73	-	-
5 Years Annualised	4.44	-	-
10 Years Annualised	-	-	-

Category: Alt - Multistrategy

Category Index:

Quarterly Returns (GBP)

28/02/2021

	Quarter 1	Quarter 2	Quarter 3	Quarter 4
2020	-20.16	9.75	1.44	9.23
2019	4.05	3.49	-0.21	3.63
2018	-2.03	0.73	0.68	-8.05
2017	6.01	1.18	2.03	3.52
2016	-1.99	-3.00	6.78	3.77

Morningstar Rating™ (Relative to Category)

-

Morningstar Return

Morningstar Risk

Morningstar Rating™

3-Year	-	-	Not Rated
5-Year	-	-	Not Rated
10-Year	-	-	Not Rated
Overall	-	-	Not Rated

Category : Alt - Multistrategy

[Click here to see our Methodology](#)

Volatility Measurements

28/02/2021

3-Yr Std Dev	12.51 %	3-Yr Sharpe Ratio	0.02
3-Yr Mean Return	0.81 %		

Modern Portfolio Statistics

28/02/2021


	-		
	Standard Index		Best Fit Index
			FTSE 250 Ex Investment Trust TR GBP
3-Yr Beta	-		0.62
3-Yr Alpha	-		-3.28

Investment Style Details

28/02/2021

Morningstar Style Box®

Equity Style

Size
Large
Mid
Small

Size

Rel to Cat

Average Mkt Cap
(Mil)

GBP 6573

-

Market Capitalisation

% of Equity

Giant

12.56

Large

23.97

Medium

47.79

Small

13.56

Micro

2.12

Value Blend Growth

Style

Valuations and Growth Rates

Equity Portfolio

Relative to Category

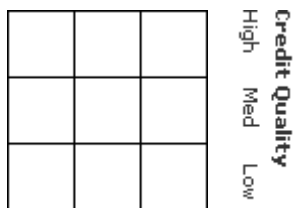
Price/Prospective Earnings	17.89	0.92
Price/Book	1.82	0.67
Price/Sales	1.73	0.72
Price/Cash Flow	12.21	0.87
Dividend-Yield Factor	2.02	1.09
Long-Term Projected Earnings Growth	16.67	1.31
Historical Earnings Growth	2.34	0.77
Sales Growth	-9.05	2.09
Cash-Flow Growth	2.86	0.43
Book-Value Growth	-2.13	-0.65

Category: Alt - Multistrategy

Fixed Income Style

Morningstar Style Box®

Fixed Income Style



Low Med High

Interest Rate Sensitivity

Size	Rel to Cat
Total Market Value (Mil)	GBP 26
Maturity Distribution	%
1 to 3	5.56
3 to 5	7.77
5 to 7	4.29
7 to 10	5.01
10 to 15	0.38
15 to 20	0.89
20 to 30	3.26
Over 30	0.00
Effective Maturity	-
Effective Duration	-

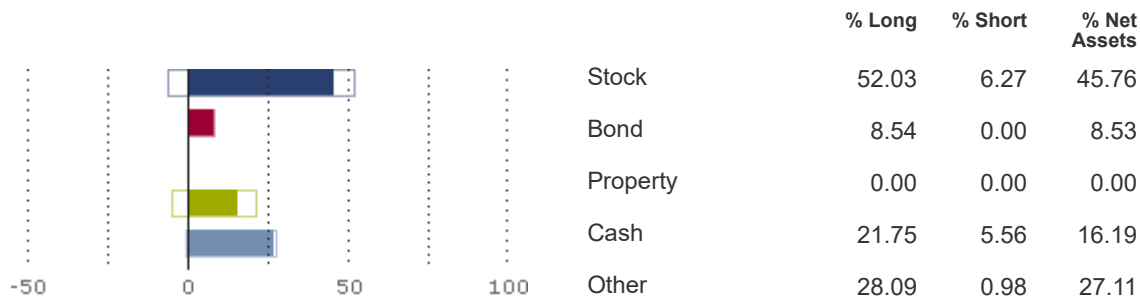
Credit Quality Breakdown

	%		%
AAA	-	BB	-
AA	-	B	-
A	-	Below B	-
BBB	-	Not Rated	-

Category: Alt - Multistrategy

Asset Allocation

28/02/2021



World Regions

28/02/2021




	% of Equity	Relative to Category
United States	19.64	0.39
Canada	0.73	0.93
Latin America	0.14	0.49
United Kingdom	26.47	2.49
Eurozone	14.85	0.98

Europe - ex Euro	8.07	1.22
Europe - Emerging	0.17	0.99
Africa	0.00	0.00
Middle East	0.14	1.39
Japan	0.59	0.18
Australasia	0.64	1.48
Asia - Developed	7.19	1.57
Asia - Emerging	21.37	3.04

Category: Alt - Multistrategy

Sector Weightings

28/02/2021

	% of Equity	Relative to Category
 Basic Materials	7.97	1.27
 Consumer Cyclical	8.97	0.70
 Financial Services	32.43	2.28
 Real Estate	5.60	2.64
 Consumer Defensive	2.76	0.47
 Healthcare	4.11	0.31
 Utilities	4.48	1.72
 Communication Services	4.73	0.41
 Energy	2.06	0.96
 Industrials	11.73	0.99
 Technology	15.16	0.88










Category: Alt - Multistrategy

Top 10 Holdings

28/02/2021

Portfolio NEW

Total Number of Equity Holdings	6
Total Number of Bond Holdings	1
Assets in Top 10 Holdings	58.31

Name	Sector	Country	% of Assets
Credit Suisse AG London Branch		Switzerland	8.11
 LF Lightman European I Acc		United Kingdom	7.68
 Matthews Asia Ex Japan Div S GBP Acc		Luxembourg	7.37
Vietnam Enterprise Ord		United States	6.33
Virgin Money UK PLC		United Kingdom	5.88
BlackRock European Absolute Alpha D Acc		United Kingdom	5.63
Montanaro UK Income STG Unhedged		Ireland	5.39

Baker Steel Resources Ord	—	Guernsey	4.13
BH Macro GBP Ord	—	Guernsey	4.02
JPM Global Macro Opportunities C Net Acc	—	United Kingdom	3.78

⊕ Increase ⊖ Decrease ✦ New since last portfolio

Category: Alt - Multistrategy

Management

Name of Company	FundRock Partners Limited	Domicile	United Kingdom
Phone	4162989	Legal Structure	Open Ended Investment Company
Website	www.fundrock.com	UCITS	No
Address	8-9 Lovat Lane, London, EC3R 8DW - BH21 7SB United Kingdom	Inception Date	14/12/2012
		Fund Advisor(s)	Apollo Multi Asset Management LLP

Fund Manager Steve Brann

Manager Start Date 26/11/2008

Fund Manager Craig Wetton

Manager Start Date 26/11/2008

Fund Manager Ian Willings

Manager Start Date 26/11/2008

Fees and Expenses

Sales Charges (Maximum)		Annual Charges	
Max Initial Charge	n/a	Max Annual Management Charge	0.75%
Max Exit Charge*	n/a	Ongoing Charge	1.37%

Purchase Details

Minimum Investments	
Initial	1000 GBP
Additional	500 GBP
Savings	50 GBP
Tax Free Savings Schemes	
ISAs	Yes